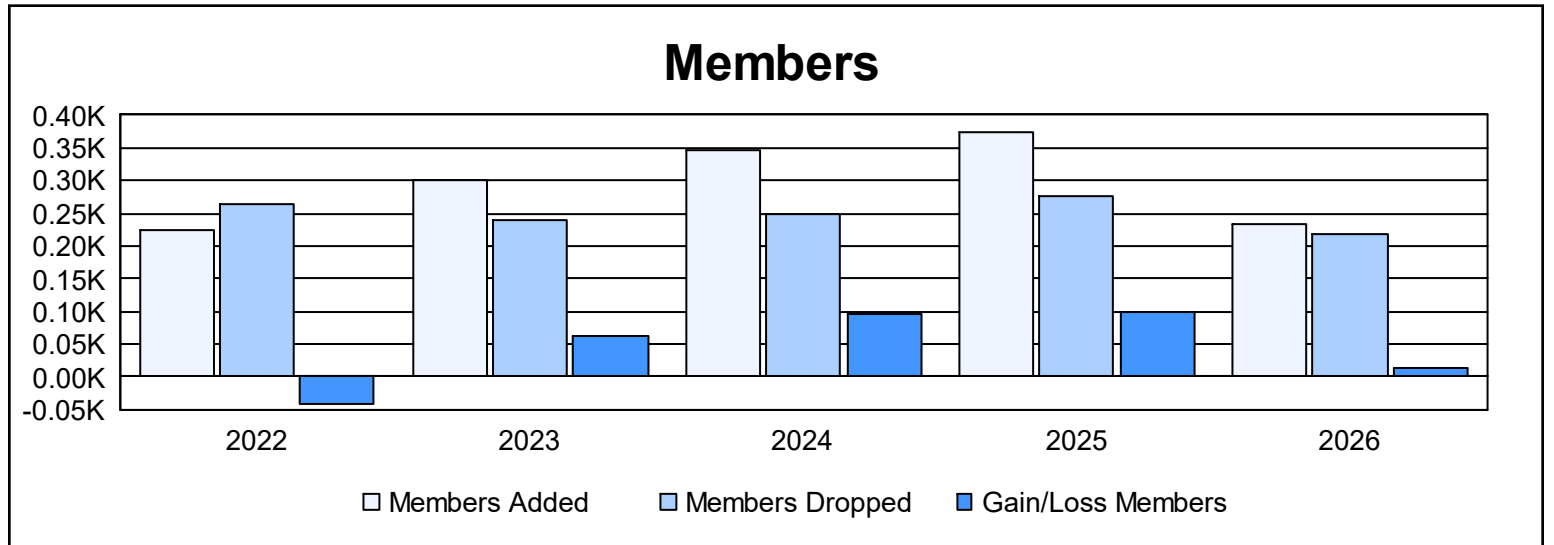
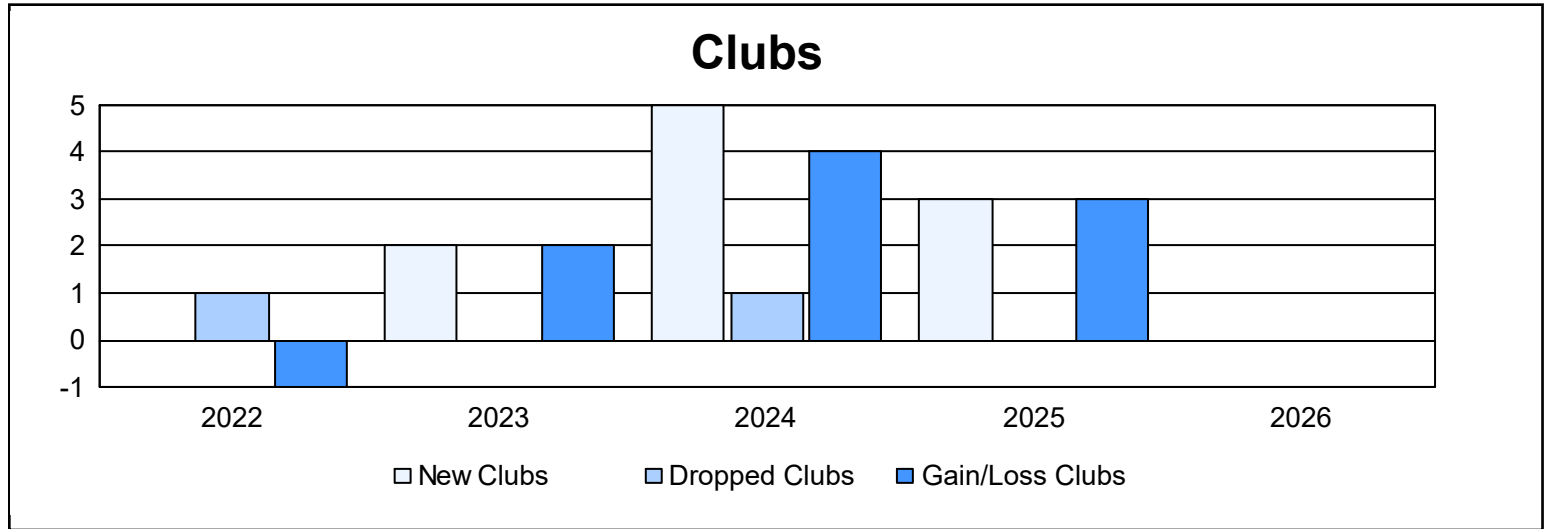
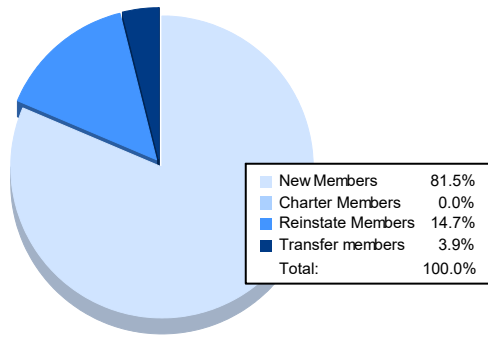


Year	New Clubs	Dropped Clubs	Gain/ Loss Clubs	New Members	Charter Members	Reinstate Members	Transfer Members	Total Member Added	Total Members Dropped	Gain/ Loss Members
2021-2022	0	1	-1	191	3	3	27	224	265	-41
2022-2023	2	0	2	239	45	5	13	302	239	63
2023-2024	5	1	4	216	108	6	15	345	250	95
2024-2025	3	0	3	287	71	6	11	375	275	100
2025-2026	0	0	0	189	0	34	9	232	219	13
<b>Average</b>	<b>2</b>	<b>0</b>	<b>2</b>	<b>224</b>	<b>45</b>	<b>11</b>	<b>15</b>	<b>296</b>	<b>250</b>	<b>46</b>



### Membership Composition April 2026 Cumulative



### Gender Composition April 2026 Cumulative

